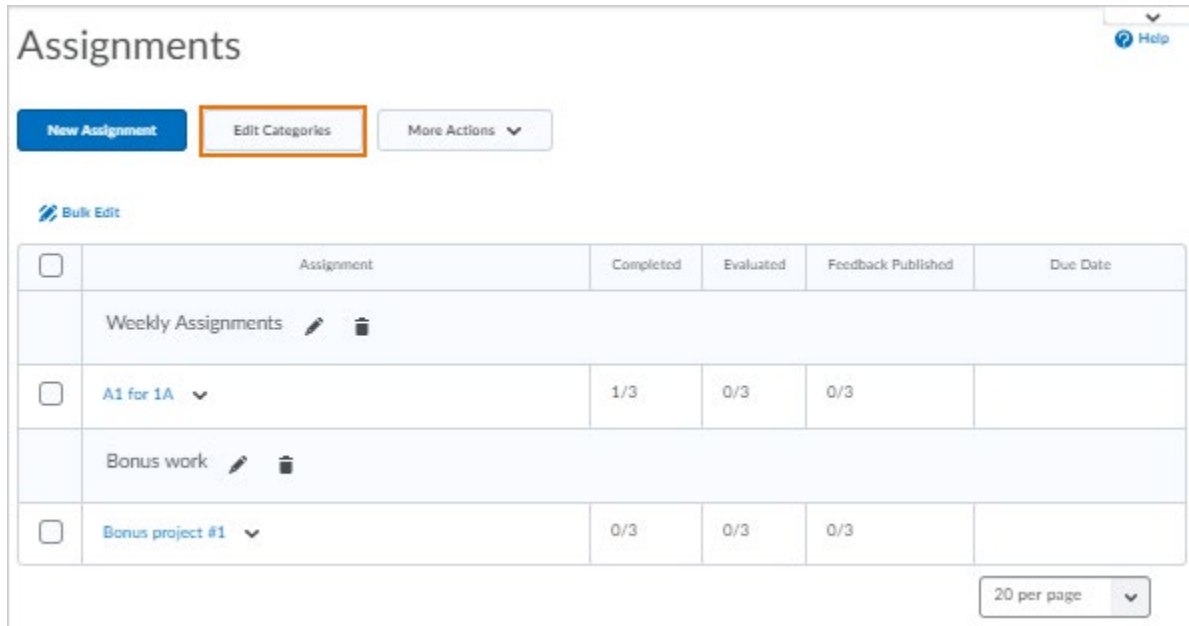


## Cobra features released third quarter 2019

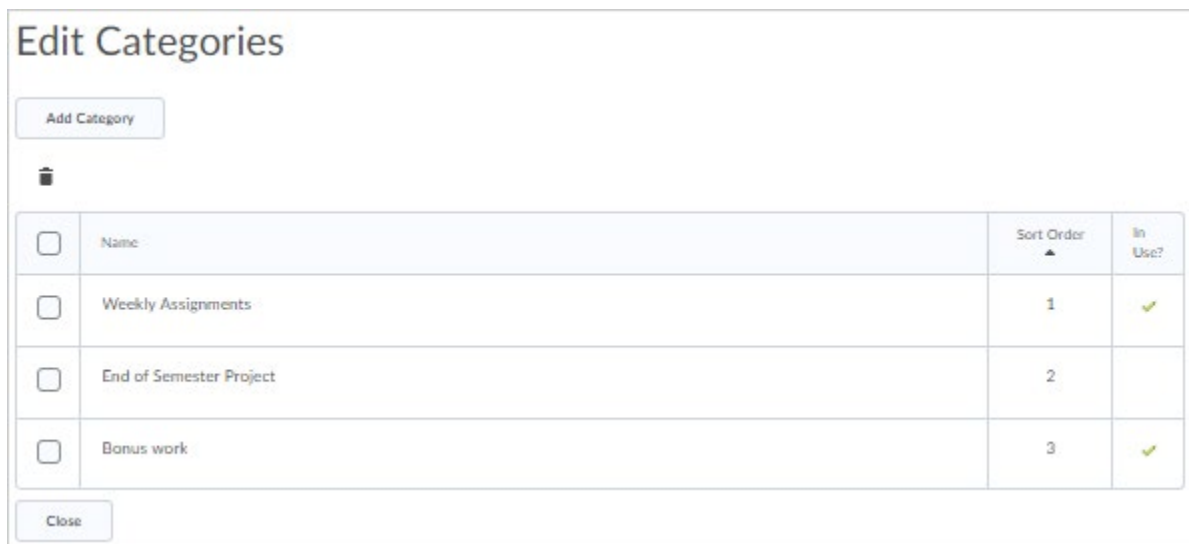
### Assignments – Edit category improvements | Updated

An **Edit Categories** option is now available in Assignments to allow users to edit all categories from one page. You can add, modify, delete, and sort categories, as well as manage unused categories. If a category with assignments is deleted, those assignments are added to the **No Category** area.



The screenshot shows the 'Assignments' page interface. At the top left is the title 'Assignments' and a 'Help' icon. Below the title are three buttons: 'New Assignment', 'Edit Categories' (highlighted with an orange border), and 'More Actions'. A 'Bulk Edit' link is also visible. The main content is a table with columns: 'Assignment', 'Completed', 'Evaluated', 'Feedback Published', and 'Due Date'. The table lists three categories: 'Weekly Assignments', 'A1 for 1A', and 'Bonus work'. Each category has a checkbox, a name, and a trash icon. The 'A1 for 1A' and 'Bonus work' rows show progress counts (e.g., 1/3, 0/3, 0/3). A '20 per page' dropdown is at the bottom right.

Select Edit Categories from the Assignments Page



The screenshot shows the 'Edit Categories' modal window. It has an 'Add Category' button at the top left and a 'Close' button at the bottom left. Below the buttons is a trash icon. The main content is a table with columns: 'Name', 'Sort Order', and 'In Use?'. The table lists three categories: 'Weekly Assignments', 'End of Semester Project', and 'Bonus work'. Each category has a checkbox, a name, a sort order, and an 'In Use?' status. The 'Weekly Assignments' and 'Bonus work' rows show 'In Use?' as checked (green checkmark). The 'End of Semester Project' row shows 'In Use?' as unchecked.

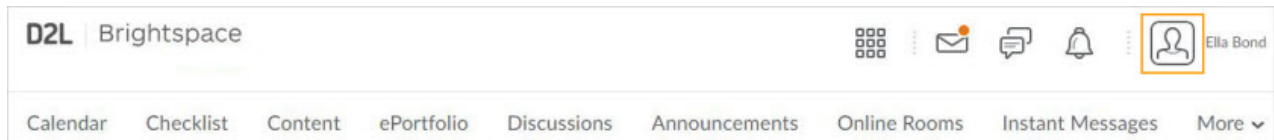
Manage all categories from one page

### Assignments - Eraser added to Annotations | Updated

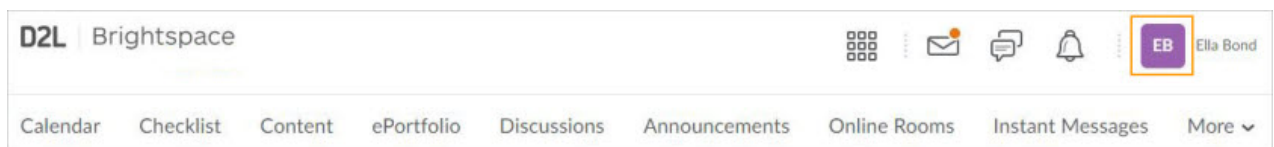
An eraser has been added to the Annotations tool bar to allow evaluators to remove ink annotations made when evaluating assignment submissions.

### Navbar - Display user initials when there is no user profile image | New

If a user does not upload a user profile image in Brightspace Learning Environment, the navbar now displays the user's initials in the user-profile badge. This change occurs for all roles and displays in the Brightspace Learning Environment navbar and Activity Feed. Previously, if a profile image was not uploaded, a blank user image displayed.



*A blank user image previously displayed in the navbar*



*User initials now display in the navbar*

### Discussions - Grades entered in Discussions and Grade book are synchronized | New

When an instructor enters a grade for a discussion in the standard or spreadsheet view of Grade Book, the grade also appears with the discussion post in Discussions. Previously, grades entered in the Discussion were passed on to Grade Book; however, grades for discussions entered in Grade Book were not passed to the Discussions tool. This change ensures data consistency between Discussions and Grade Book. Currently Discussion grades are not synchronized when the Discussion tool is updated by the Brightspace API or when Grade Book is exported and imported.

Note: Existing grade data for discussions are not migrated. This synchronization only occurs for new grade entries. To migrate historical discussion evaluations, contact Brightspace Support.

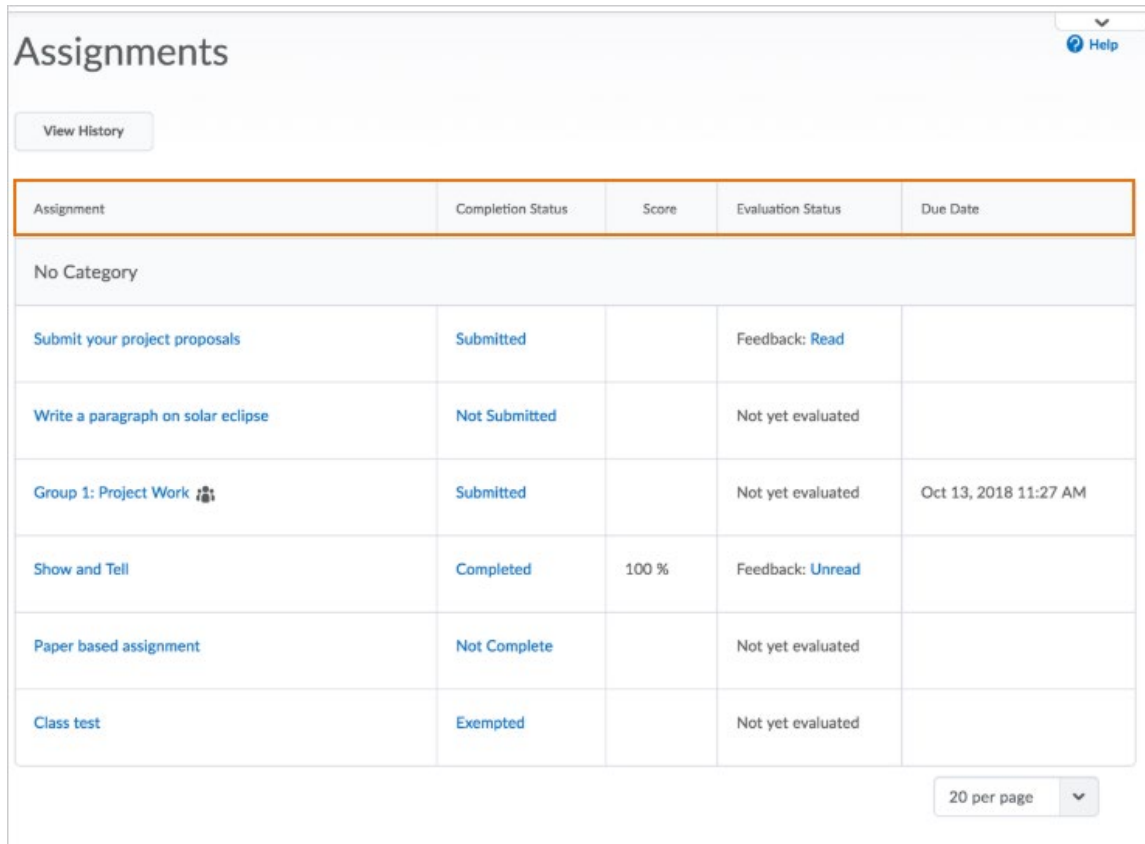
### Assignments - Grades entered in Assignments and Grade Book are synchronized | New


When an instructor enters a grade for an assignment submission in the standard or spreadsheet view of Grade Book, the grade also appears with the submission in Assignments. Previously, grades entered in the Assignment tool were passed on to Grade Book; however, grades for assignment submissions entered in Grade Book were not passed to the Assignments tool. This change ensures data consistency between Assignments and Grade Book. Currently Assignment grades are not synchronized when the Assignment tool is updated by the Brightspace API or when Grade Book is exported and imported.

Note: Existing grade data for assignment submissions are not migrated. This synchronization only occurs for new grade entries. To migrate historical assignment submission marks, contact Brightspace Support.

## Assignments - Assignments list page for Learners | Updated

The learner view of the **Assignments** page uses the updated display and can no longer be configured by administrators. When learners view the **Assignments** page, **Assignment**, **Completion Status**, **Score**, **Evaluation Status**, and **Due Date** display for each assignment. These changes allow learners to easily identify assignments that require their attention, or contain feedback from their instructors.



Assignment	Completion Status	Score	Evaluation Status	Due Date
No Category				
<a href="#">Submit your project proposals</a>	Submitted		Feedback: <a href="#">Read</a>	
<a href="#">Write a paragraph on solar eclipse</a>	Not Submitted		Not yet evaluated	
<a href="#">Group 1: Project Work</a> 	Submitted		Not yet evaluated	Oct 13, 2018 11:27 AM
<a href="#">Show and Tell</a>	Completed	100 %	Feedback: <a href="#">Unread</a>	
<a href="#">Paper based assignment</a>	Not Complete		Not yet evaluated	
<a href="#">Class test</a>	Exempted		Not yet evaluated	

*Learner view of the assignments page*

## Assignments – Spell check for annotation notes | Updated

When assessing submissions with the built-in annotation tools in Assignments, text within the comment annotation is now checked for spelling mistakes.

## Brightspace - Improvements to course notifications | New

To improve the delivery of course notifications in Brightspace Learning Environment, the **Notifications** option, available from the username on the minibar, includes the following changes:

- Added a **Summary of Activity** option for receiving email notifications about the summary of activity for each course. Options include: **Never**, **Daily**, or **Weekly** (default).

- Removed the following **Customize Notifications** options: **Allow past courses to send me notifications** and **Allow inactive courses to send me notifications**. Learners can now only receive daily email digests for current and future courses.
- Removed the following **SMS** notifications for **Instant Notifications: Content - content item created**, **Content - content item updated**, and **Content - content overview updated**.

If any of the removed notification options are currently selected, learners will no longer receive these notifications after the monthly update. To receive content-related instant notifications, D2L recommends using the Brightspace Pulse mobile app or select the **Email** option for the instant notification type on the **Notifications** page. Email content notifications remain unaffected.

**Notifications**

Control how you receive notifications about activity in your courses. You can

---

**Contact Methods**

Email Address  
[Enable email notifications](#)

Mobile Number  
[Register your mobile](#)

---

**Summary of Activity**

Email me a summary of activity for each of my courses.

How often?  
 Never ▾

*New summary of activity option in notifications*

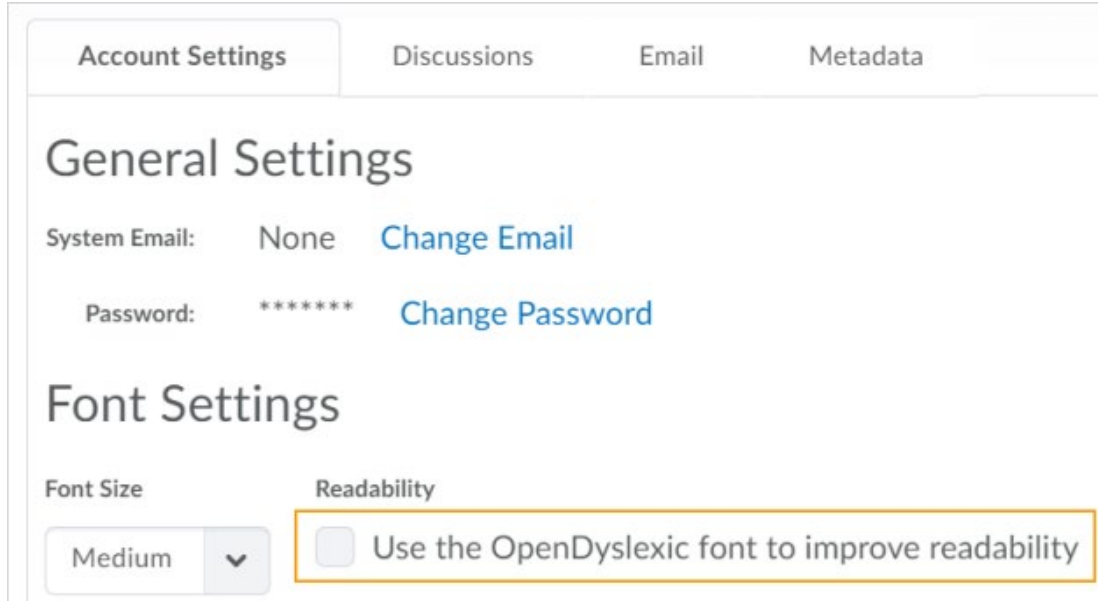
### Brightspace Learning Environment – Supported browsers | Updated

New clients can no longer access Brightspace Learning Environment using Microsoft Internet Explorer. If users attempt to access Brightspace Learning Environment using Internet Explorer, an unsupported page appears. The unsupported page contains links to download supported browsers and a link to the Community End of Life communication. The text of the unsupported page is customizable using the Language Management tool. Users cannot log in to Brightspace Learning Environment using any version of Internet Explorer.

When a user tries to access Brightspace Learning Environment using any version of Internet Explorer, a retro pop-up dialog box appears. The text in the retro pop-up dialog box has been updated to include the January 2020 end of life date information. Users who had previously dismissed the pop-up will see it again following the August update if Brightspace is accessed using any version of Internet Explorer. The pop-up can be dismissed again and will not reappear with subsequent updates. Sites that have explicitly turned off the retro pop-up dialog box for their entire org are not affected.

### Brightspace - OpenDyslexic font setting | Removed

The OpenDyslexic font is intended to increase readability of text for users with dyslexia. D2L introduced this font into Brightspace Learning Environment as a measure of support for users with dyslexia, based on interest from clients and initially positive media reports. However, to date, there is no empirical evidence that it improves readability or comprehension for users with dyslexia. To ensure that D2L offers true accessibility solutions and that we align our design system and development practices with the W3C's Web Content Accessibility Guidelines (WCAG 2.1 Level AA Criteria), the OpenDyslexic font is removed in the August 2019 release.



The screenshot shows the 'Account Settings' page with tabs for 'Account Settings', 'Discussions', 'Email', and 'Metadata'. Under 'General Settings', there are options for 'System Email' (None) and 'Password' (masked with asterisks), both with 'Change' links. Under 'Font Settings', there is a 'Font Size' dropdown set to 'Medium' and a 'Readability' section with a checkbox labeled 'Use the OpenDyslexic font to improve readability'. The checkbox is currently unchecked and is highlighted with a yellow border.

*The OpenDyslexic font setting in Account Settings*

### Quizzes - Restore quiz attempts in the Quiz Attempt log | New

Instructors can now restore deleted quiz attempts for learners from within a quiz using the new Quiz Attempt log. The New Quiz Attempt log tracks quiz attempt submissions per user, in both an overview and detailed set of logs.

The following actions are captured in the **Overview**:

- Attempt Started
- Attempt Submitted
- Attempt Deleted
- Attempt Restored

Quizzes > Math Test > Attempt Logs

## Attempt Logs

Overview Detailed

Quiz Entry Quiz Completion Quiz Attempt Deleted Quiz Attempt Restored

5 items in the list.

Attempt	Event	Modified by	Date ▲
Cole Ortiz (Attempt: 1)	Quiz Entry	Cole Ortiz	Jul 9, 2019 1:29 PM
Cole Ortiz (Attempt: 1)	Quiz Completion	Cole Ortiz	Jul 9, 2019 1:33 PM
Nadia Yassir (Deleted Attempt: 1)	Quiz Entry	Nadia Yassir	Jul 9, 2019 1:34 PM
Nadia Yassir (Deleted Attempt: 1)	Quiz Completion	Nadia Yassir	Jul 9, 2019 1:34 PM
Nadia Yassir (Deleted Attempt: 1)	Restore	Jack Bauer	Jul 9, 2019 1:36 PM

< 1 / 1 > 10 per page ▼

*Overview tab on the Attempt Logs page*

The **Restore** button appears when a quiz attempt is deleted for a user. Instructors can access the attempt logs from the Quiz name drop-down menu and in the Grade Quiz area. The ability to see the **Restore** button beside deleted attempts is now controlled by the renamed **Reset and Restore Attempts** permission.

The Detailed Quiz Log captures the following actions:




- Quiz Entry and re-entry
- Response Save time
- Page Movement time
- Quiz confirmation screen / completion

### **Class Progress – Hide progress indicators from users | New**


This feature allows administrators to set the Class and User Progress information visible to their users. The settings determine information visible in all courses, and cannot be customized for individual courses. Administrators have new options when they access Class and User Progress to set which progress indicators display on the Class Progress dashboard, and which progress indicators display in the User Progress report.




**Class Progress**    User Progress

Set which indicators display in the table on the Class Progress dashboard. Numerical order represents the reading order.

- 
**Content Completion Summary**  

The Content Completion Summary indicator shows how many required content topics each student has completed.

  - Move down
  - Replace
  - Make Visible to Users**
- 
**Objectives Completion Summary**

The Objectives Completion Summary indicator shows how many objectives each student has completed.
- 
**Login History ( Last 30 days )**  












The Login History indicator displays the number of logins to the system for the last 30 days.

Set which indicators display in the table on the Class Progress dashboard

**Class Progress**    **User Progress**

### Progress Indicators to Include

Select which progress indicators to display in the User Progress report.

- Assignments 
- Checklist 
- Content 
  - Hide from Users**
- Course Activities
- Discussions  
- Game Based Learning 
- Grades 
- Login History 
- Objectives 
- Quizzes 
- Surveys 

Select which progress indicators to display in the User Progress report

## Quick Eval – Activities View | New

In Quick Eval, select **Activities** to display a list of the assessable activities that have items awaiting evaluation in all your courses. An activity shows up in Quick Eval's **Activities** view when there is an unevaluated learner submission, or when all students have not submitted to the activity. This view makes it easy to complete all assessments for one assignment, discussion, or quiz, before moving on to the next task. This feature helps evaluators who prefer to evaluate submissions in the context of an activity. **Activities** view displays indicators to show the progress on submissions, progress on evaluations, and progress on publishing feedback to learners. It also includes links to the evaluation page, submission page, and a publish all action.

The screenshot shows the 'Quick Eval' interface with the 'Activities' view selected. It displays three course sections with their respective activities and progress metrics:

Course	Activity	New Posts	Completed	Evaluated	Published
ENG 101 - Literature Seminar	Module 4 - Debate (Discussion)	2	10/10	10/10	8/10
ENG 201 - American Literature	Formal Essay 1 (Assignment • Due: 8/9/2019 3:12 PM)	1	-	-	-
ENG 201 - American Literature	Literature Review (Assignment • Due: 8/23/2019 3:12 PM)	-	2/24	2/24	1/24
ENG 410 - Poetry Seminar	Vocabulary Test - Poetic Devices (Quiz • Due: 8/21/2019 3:22 PM)	4	5/10	1/10	1/10

*Activities view in Quick Eval*

## Release Conditions - Release condition for topic completion | New

The Completed content topic is a new release condition that is met when a user completes a content topic. The method of completing the topic depends on the type, such as viewing a file or submitting an assignment. Similar to the currently available Visited content topic release condition, optional topics can also trigger this release condition.

This release condition ignores exemptions, meaning that if the learner completes the activity, the release condition can be met, regardless of the activity being required, optional, or exempt.



## Create a New Release Condition



Release this item when the following condition is met:

Condition Type

-- Select Condition Type --

- Learning objective not yet achieved
- Content
  - Visited content topic
  - Visited all content topics
  - Not visited content topic
  - Completed content topic**
  - Not completed content topic
- Discussions
  - Posts authored in topic
  - Score on associated rubric
  - No posts authored in topic
- Assignments
  - Submission to folder
  - Receive feedback on submission
  - Score on associated rubric
  - No submission to folder
- Grades
  - Grade value on a grade item
  - Score on associated rubric
  - No grade received

Create

Cancel



*The Completed content topic release condition is now available from the Condition Type drop-down list.*